



District Report Card: 2017


State: Bihar	District: Bhagalpur
Class: 5	Subject: Language
Schools: 60	Students: 1377


Participation/Coverage


Students

GENDER 	Boys		Girls	
	Number	%	Number	%
	659	47.86	718	52.14

AREA 	Rural		Urban	
	Number	%	Number	%
	1270	92.23	107	7.77

CATEGORY 	SC		ST		OBC		GEN	
	Number	%	Number	%	Number	%	Number	%
	253	18.37	77	5.59	953	69.21	94	6.83

CWSN 	LD	VI	HI	S&LD	ID	Oth
	2	18	0	1	1	3

Management 	Government		Government-aided	
	Number	%	Number	%
	1353	98.26	24	1.74

Average Performance of Students in Language (%)

Overall	Gender		Area		Management		Social Group			
	Male	Female	Rural	Urban	Govt.	Aided	SC	ST	OBC	GEN
58.06	57.97	58.15	58.33	54.89	58.39	39.72	60.37	49.35	57.60	63.69

Performance on Learning Outcomes (LOs)

Learning Outcomes	Description	Average Performance(%)
L504	Reads and comprehends independently storybooks, news items/ headlines, advertisements etc.	54.42
L508	Reads text with comprehension, locates details and sequence of events	59.88

Range of Performance of Students who Answered Correctly							
Below 30%		30% - 50%		50% - 75%		Above 75%	
Number	%	Number	%	Number	%	Number	%
174	12.64	314	22.80	573	41.61	316	22.95

Lowest Performing Learning Outcomes (LOs)

- 1 - Reads and comprehends independently storybooks, news items/ headlines, advertisements etc. (54.42)
- 2 - Reads text with comprehension, locates details and sequence of events (59.88)